










	<p align="center">2 electrode Conductivity Sensor 20 Foot Part No. 1167158</p> <p>The 2 Electrode Conductivity Cooling Tower Sensor. This Sensor Is Used On The Following Models: 101-161RS, 101-161RSFS, 140, 1512e, 1575, And 1575e.</p> <p>Also Available With A 4 Foot Body For Submersion Applications. Part No. 1169207.</p>
	<p align="center">2 electrode Conductivity Sensor Part No. 1167157</p> <p>The 2 Electrode Conductivity Cooling Tower Sensor. This Sensor Is Used On The Following Models: 101, 111, 151, 161, 173, 175, 211, 215, 222C, 412, And 420.</p>
	<p align="center">4 electrode Conductivity Sensor Part No. 1167286</p> <p>The 4 Electrode Cooling Tower Conductivity Sensor With 30 Inches Of Cable For Use With The Models 224C, 1400, 2175, 2412, 2430, And NCKT.</p>
	<p align="center">4 electrode Conductivity Sensor 20 Foot Part No. 1169202</p> <p>The 4 Electrode Cooling Tower Conductivity Sensor With 20 Ft. Of Cable For Use With The Models 2175e, 2412e, 2430e, 2175-N4, 2412-N4, 2430-N4, 2812e, 2830e, 2832e, And 2875e.</p> <p>Also Available With A 4 Foot Body For Submersion Applications. Part No. 1169201.</p>

	<p style="text-align: center;">Sensor ORP Part No. 1169065</p> <p>This ORP Sensor Is Used On Models 330, 2330, 2430.</p>
	<p style="text-align: center;">Sensor pH Part No. 1167155</p> <p>This pH Sensor Is Used On Models 350, 2350, And The Newer Model 2412. Older Model 2412 Controllers Can Be Upgraded In The Field To Use This Sensor.</p>
	<p style="text-align: center;">Sensor pH w/15 ft cable Part No. 1240472</p> <p>The pH Sensor with 15 foot cable and solution ground is used on the Model 1520e, 2350e, 2412e, 2812e, and 2832e.</p>
	<p style="text-align: center;">Sensor ORP w/15 ft cable Part No. 1240473</p> <p>The ORP Sensor with 15 foot cable and solution ground is used on the Model 1530e, 2330e, 2430e, 2830e, and 2832e.</p>
	<p style="text-align: center;">Sensor pH Part No. 1167153</p> <p>The Sensor Ph Is Used On Models 412, 420, 1400, And Older Model 2412 Controllers. Used In Conjunction With The pH Reference Sensor Part No. 1167154.</p>

	<p style="text-align: center;">Sensor pH Reference Part No. 1167154</p> <p>This Refillable pH Reference Sensor Is Used On Models 412, 420, 1400 And Older Model 2412 Controllers. Used In Conjunction With The pH Sensor Part Number 1167153. The Refill Kit Is The Model 8042 Part Number 1169064.</p>
	<p style="text-align: center;">Remote Input RTD Part no. 1224302</p> <p>The Remote Input RTD Is Used Where Extreme Variations In Water Temperature Cause Inaccurate Conductivity Readings. The RTD Is 500 Ohm NTC. Can Be Used With The Models 101, 111, 151, 161, 140, 173, 175, 211, 215, 412, 420, 1400, 1575, 1575e, 2175, 2412, And 2430.</p>
	<p style="text-align: center;">8042 Part no. 1169064</p> <p>8042 Is A Refill Solution Kit For pH Reference Sensor 1167154. It Contains 8 Oz. Of KCL Solution</p>

PART NO.	DESCRIPTION
----------	-------------

1167158	Sensor, Conductivity 2 elec 20 ft
1167157	Sensor, Conductivity 2 elec w/2 ft Cable
1167286	Sensor, Conductivity 4 elec
1169202	Sensor, Conductivity 4 elec w/ 20 ft of cable
1169065	Sensor, ORP 330. 2330, 2430
1167155	Sensor, pH 350, 2350, 2412
1240472	Sensor, pH 1520e, 2350e, 2412e, 2812e, 2832e w/15 ft of cable
1240473	Sensor, ORP 1530e, 2330e, 2430e, 2830e, 2832e w/15 ft of cable
1167153	Sensor, pH electrode 412, 2412
1167154	Sensor, pH Reference 412, 2412
1224302	Remote input RTD, 500 NTC (Temperature input)
1169064	8042 (refill solution for 1167154)